IBRA International Bone Research Association

Programm

IBRA Master Training Course

Realistic Treatment of Elbow Fractures

2nd German Argentinian Shoulder and Elbow Congress

June 8 – 9, 2017
Institute of Anatomy
University of Cologne, Germany

UNIKLINIK KÖLN

Chairmen:
Univ.-Prof. Dr. Lars P. Müller
PD Dr. Klaus Burkhart
PD Dr. Kilian Wegmann
Prof. Dr. Ulrich Brunner
Univ.-Prof. Dr. Markus Scheibel
Dr. Daniel Moya

medartis®

PRECISION IN FIXATION

APTUS® Elbow System 2.0, 2.8

- Anatomical plate design for radial head, olecranon and distal humerus
- Innovative implants for tension band / double plating technique
- TriLock® – Multidirectional (± 15°) and angular stable locking technology
- Low plate profile offers protection of the soft tissues

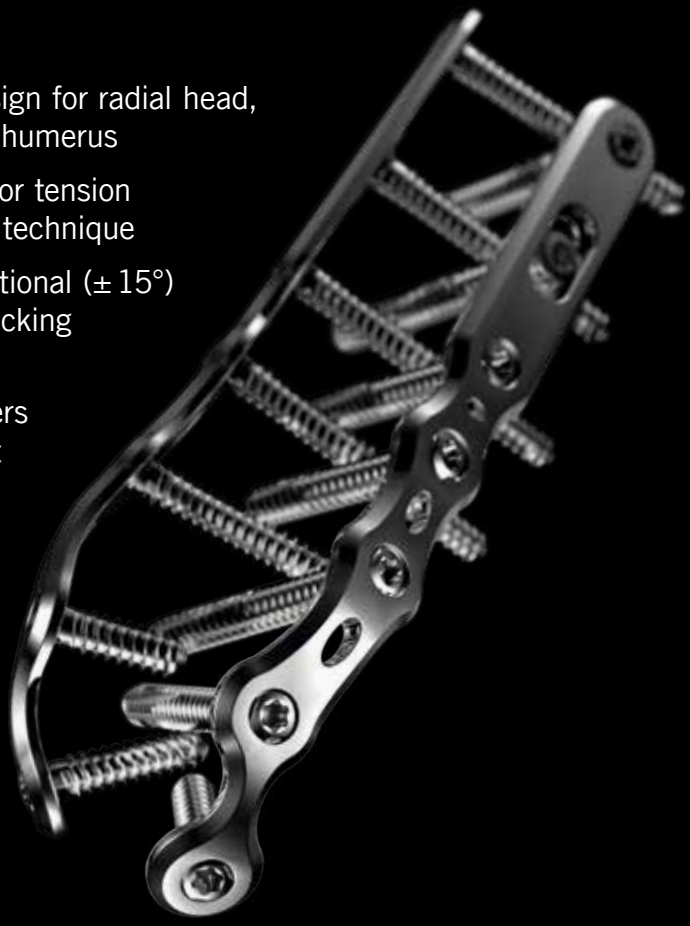

1997–2017 20 ANNIVERSARY

www.medartis.com

Foreword

Dear colleagues, dear friends,

The German-Argentinean Shoulder- and Elbow - Congress is a very unique event, based on the close relationships of our two scientific societies and between many shoulder- and elbow-surgeons of our two countries, clinically, scientifically and by friendship.

We are very proud to welcome you in the University of Cologne, three years after the first meeting in Mendoza and on half the way to the ICSES in Buenos Aires. On Thursday we will cover in Shoulder Surgery different perspectives for rotator cuff repair, instability and fractures of the humerus, always aiming for a case discussion, eluding different perspectives between two continents. On Friday, the Elbow Day, we will start with ligament pathologies and arthroplasty on the elbow before, in the afternoon, we will learn about fractures around the elbow.

We wish all of us highly attractive presentations, new scientific information and ideas and time for renewal of the relationship and friendship of our two countries and the surgeons in the field of shoulder- and elbow-surgery.

Univ.-Prof. Dr. med.
Markus Scheibel
President DVSE

Prof. Dr. med.
Ulrich H. Brunner
Past President DVSE

Prof. Dr. med.
Frank Gohlke
Past President SECEC

Foreword

Dear colleagues,

Within the last decade, a number of "new" potential OR indications have been developed for pathologies around the elbow joint. These include arthroscopic and (hemi)-prosthetic options. Considering short-term results especially of the partial and full prosthetic treatments of elbow pathologies, it is obvious that our ultimate goal should be the anatomical and biological reconstruction of the bony and ligamentous injury. Artificial joint elements should be avoided if possible.

Besides the new developments in the field of osteosynthesis techniques, the reconstruction of soft tissue injuries, especially the ligamentous injuries, play a major role with regard to the elbow joint.

In the context of the current course concept with fracture production on the soft tissue intact specimens, we address the bony stabilization techniques and possibilities of soft tissue reconstruction.

We look forward to welcoming you in Cologne to practically oriented days full of interesting discussions with pre-fractured specimens.

Univ.-Prof. Dr. med.
Lars P. Müller

PD Dr. med.
Klaus Burkhart

PD Dr. med.
Kilian Wegmann

Foreword

Dear colleagues,

On behalf of SECEC, I am delighted to send you this message of support for your forthcoming meeting in Cologne. The programme is educationally strong and we are delighted that many of our Members and friends from Argentina are actively involved.

SECEC with its annual congresses and active outreach programme is a truly international society. We have strong ambitions to have a global influence and look to this meeting as a step towards greater collaboration between not only Germany and Argentina but also Europe and the rest of South America.

This project comes as an opportune time as we look forward to the International Congress on Shoulder and Elbow surgery to be held in Buenos Aires in 2019.

Prof. Roger Emery
President SECEC
Professor of Orthopaedic Surgery, Imperial College, London

Faculty Shoulder

Chairmen

Prof. Dr. Ulrich Brunner, Hausham, DE
Univ.-Prof. Dr. Markus Scheibel, Berlin, DE
Dr. Daniel Moya, Buenos Aires, AR

Faculty
(in alphabetical order)

Dr. Federico Alfano, Buenos Aires, AR
PD Dr. Dirk Böhm, Würzburg, DE
Prof. Dr. Ulrich Brunner, Hausham, DE
Prof. Dr. Frank Gohlke, Bad Neustadt, DE
Dr. Antonio Gosak, Buenos Aires, AR
Dr. Thomas Huber, Joinville, BR
Prof. Dr. Philip Kasten, Tübingen, DE
Prof. Dr. Markus Loew, Heidelberg, DE
Dr. Juan Martín Patiño, Buenos Aires, AR
PD Dr. Manfred Pfahler, München, DE
Dr. Luciano Poitevin, Buenos Aires, AR
Dr. Falk Reuther, Berlin, DE
Dr. Rufino César Ruiz, Buenos Aires, AR
Dr. Héctor Salamone, Buenos Aires, AR
Univ.-Prof. Dr. Markus Scheibel, Berlin, DE

Faculty Elbow

Chairmen

Univ.-Prof. Dr. Lars P. Müller, Cologne, DE
PD Dr. Klaus Burkhart, Pforzheim, DE
PD Dr. Kilian Wegmann, Cologne, DE

Faculty
(in alphabetical order)

Univ.-Prof. Dr. Christof Burger, Bonn, DE
PD Dr. Klaus Burkhart, Pforzheim, DE
Dr. Nahuel Cabrera, Buenos Aires, AR
Dr. Michael Geyer, Pfronten, DE
Dr. Michael Hackl, Cologne, DE
Dr. Tim Leschinger, Cologne, DE
Prof. Dr. Lars P. Müller, Cologne, DE
Dr. Daniel Moya, Buenos Aires, AR
Dr. Juan Martin Patiño, Buenos Aires, AR
Dr. Marcelo Vila, Buenos Aires, AR
Dr. José Maria Varaona, Buenos Aires, AR
PD Dr. Kilian Wegmann, Cologne, DE

Thursday – June 8, 2017

	Location **Hörsaal der Orthopädie** **Joseph-Stelzmann Str. 24 / Gebäude 43** **Klinik und Poliklinik für Orthopädie und Unfallchirurgie** **50931 Köln (Cologne)**	
11:30 – 12:00	**Registration**	
12:00 – 12:15	**Welcome**	***Lars P. Müller*** ***Ulrich Brunner***
12:15 – 13:50	**Rotator Cuff**	***Markus Scheibel*** ***Daniel Moya***
12:15 – 12:30	Comparison of complementary exams in the diagnosis of rotator cuff injuries	*Thomas Huber*
12:30 – 12:45	Conservative treatment of rotator cuff injuries	*Federico Alfano*
12:45 – 13:00	Mini open or arthroscopic rotator cuff repair?	*Dirk Böhm*
13:00 – 13:15	Combined arthroscopic and mini-open transfer of the pectoralis major	*Rufino César Ruiz*
13:15 – 13:30	Classsification and decision making with CTA	*Markus Loew*
13:30 – 13:50	Case discussion panel Rotator cuff repair Germany - Argentina	*Manfred Pfahler*
13:50 – 14:20	**Coffee Break**	

Thursday – June 8, 2017

14:20 – 15:55	**Instability**	***Frank Gohlke*** ***Antonio Gosak***
14:20 – 14:35	Role of proprioception in pathoetiology of shoulder instability	*Antonio Gosak*
14:35 – 14:50	Bony deficiencies on the glenoid side, how to proceed	*Markus Scheibel*
14:50 – 15:05	Glenohumeral instability and rotator cuff tears	*Daniel Moya*
15:05 – 15:20	Dislocation arthropathy Etiology and treat-ment	*Ulrich Brunner*
15:20 – 15:35	Instability and shoulder arthroplasty	*Frank Gohlke*
15:35 – 15:55	Case discussion panel Instabilty Germany - Argentina	*Philip Kasten*
15:55 – 16:25	**Coffee Break**	

Thursday – June 8, 2017

16:25 – 18:00	**Fractures of the proximal humerus and the shaft**	***Ulrich Brunner*** ***Juan M. Patiño***
16:25 – 16:40	Conservative treatment of proximal humerus fractures	*Héctor Salamone*
16:40 – 16:55	Decision making in complex proximal humerus fractures	*Falk Reuther*
16:55 – 17:10	Treatment of humeral shaft fractures using antegrade nailling	*Juan Martín Patiño*
17:10 – 17:25	Extensile approach to the radial nerve in fractures of the distal shaft of the humerus	*Luciano Poitevin*
17:25 – 17:40	Management of distal humeral fractures	*Falk Reuther*
17:40 – 18:00	Case discussion Panel Humeral fractures Germany - Argentina	*Markus Scheibel*

SECEC-ESSSE

www.secec.org

Friday – June 9, 2017

	Location **Hörsaal der Orthopädie** **Joseph-Stelzmann Str. 24 / Gebäude 43** **Klinik und Poliklinik für Orthopädie und Unfallchirurgie** **50931 Köln (Cologne)**	
09:20 – 09:30	**Welcome**	***Lars P. Müller***
09:30 – 12:45	**All about the Elbow**	***Lars P. Müller*** ***Kilian Wegmann***
09:30 – 09:50	Pathologies of the distal biceps tendon	*Kilian Wegmann*
09:50 – 10:10	Ligamentous elbow dislocation – Evidence and reality	*José Maria Varaona*
10:10 – 10:30	Ulnar collateral ligament injuries in the throwing athlete	*Michael Geyer*
10:30 – 10:45	Discussion	*All*
10:45 – 11:00	**Coffee Break**	

Friday – June 9, 2017

11:00 – 11:25	Lateral elbow pain – differential diagnosis & treatment algorithm	*Daniel Moya*
11:25 – 11:50	Treatment options for the stiff elbow	*Juan Martín Patiño*
11:50 – 12:10	Elbow arthroplasty –an overview	*Tim Leschinger*
12:10 – 12:30	How to handle mistakes of colleagues	*Lars P. Müller*
12:30 – 12:45	Discussion	*All*
12:45 – 14:00	**Lunch Break**	

Friday – June 9, 2017

14:00 – 18:00	**Elbow Fractures – Pre-Course**	***Lars P. Müller*** ***Klaus Burkhart***
14:00 – 14:10	Fracture simulator – a story from cologne	*Kilian Wegmann*
14:10 – 14:30	Anatomy and approaches	*Michael Hackl*
14:30 – 14:50	Distal humerus fractures	*Marcelo Vila*
14:50 – 15:10	Olecranon fractures	*Klaus Burkhart*
15:10 – 15:30	Coronoid fractures	*Kilian Wegmann*
15:30 – 15:45	Discussion	*All*
15:45 – 16:15	**Coffee Break**	
16:15 – 16:35	Monteggia- and monteggia-like fractures	*Lars P. Müller*
16:35 – 16:55	Radial head fractures	*Nahuel Cabrera*
16:55 – 17:15	Terrible triad injuries	*Juan Martin Patiño*
17:15 – 18:00	Kölsch & cases	*Tim Leschinger*

General Information

Sponsors

Workshop instruments and implants are provided by a courtesy of

medartis®

Fluoroscan systems are provided by a courtesy of

medicor

Exhibitors

Arthrex WRIGHT

Under patronage of:

General Information

Organized by

IBRA - International Bone Research Association, Basel/Switzerland
DVSE Deutsche Vereinigung für Schulter- und Ellenbogenchirurgie e. V.
Asociación Argentina de Cirugía de Hombro y Codo

Information

IBRA Administration Office
Hochbergerstrasse 60E, CH-4057 Basel
Phone: +41 (0)61 319 05 05, Fax: +41 (0)61 319 05 19
info@ibra.ch, Website: www.ibra.ch

Registration Fees for June 8 – 9, 2017

Surgeon	EUR 150,00
Surgeon DVSE Member	EUR 100,00
Resident	EUR 100,00
Resident DVSE Member	EUR 70,00
Student	EUR 40,00
Student Member Junges Forum	EUR 20,00

Online Registration

To register online, please visit the IBRA website www.ibra.ch.

Certification

This course is certified by DVSE.

General Information

Methods of Payment

Credit Card VISA Master Card

Bank Transfer (EUR)	Bank J. Safra Sarasin AG, CH-4002 Basel
Account no.	6010055.4001
IBAN no.	CH17 0875 0060 1005 5400 1
Clearing no.	8750
SWIFT	SARACHBB

Refund Policy

All refunds must be requested in writing to the IBRA Adminstration Office. If written notification is received 3 weeks prior to the event, a full refund less a EUR 40 processing fee will be given. If written notification is received 10 days prior to the event, a refund of 50% of the registration fee will be given. For later notifications, there will be no refunds. Refunds will not be given for non-attendance.

General Information

Venue June, 8 – 9

Hörsaal der Orthopädie
Joseph-Stelzmann Str. 24
Gebäude 43
Klinik und Poliklinik für Orthopädie und Unfallchirurgie
50931 Köln (Cologne)

Accomodation

Rooms can be booked directly at the hotel until April, 27th
Keyword: IBRA Deutschland/Argentinien

The hotel will ask you for your credit card details in order to secure the booking.
A free cancellation until 7 days prior to arrival is possible.

Lindner Hotel City Plaza
Magnusstrasse 20
50672 Cologne

The level-1 trauma center is led by Univ.-Prof. Dr. med. Lars P. Müller, a national and international renowned trauma surgeon with specialty in upper extremity surgery.

Annually more than 250 surgeries focus on the pathologies of the elbow-joint.

Specific indications for elective procedures of the elbow joint are:

- Acute and chronic instability of the elbow (e.g. after dislocation or chronic overuse)
- Fracture dislocation
- Malunion
- Septic joint disease
- Rheumatic disease of the elbow
- Primary and secondary arthritis of the elbow
- Prosthetic replacement of the elbow joint / Total elbow replacement
- Prosthetic replacement of the radial head
- Temporary stabilization with external fixators and dynamic external fixators
- Reconstruction of the medial and lateral collateral ligament with autologous and allogenic transplant
- Congenital deformities
- Post-traumatic correction of deformities and nerve injuries

The institution has established its own cadaver laboratory, which offers the possibility to undertake macro-anatomic and biomechanical studies. Regularly research projects are conducted also in cooperation with external renowned institutes. For example, in cooperation with the Technical University Jülich, 3-D imaging and finite element analyses of the upper extremity and the spine are conducted to investigate biomechanical questions.

Moreover, the institution is part of the “CCMB”, the Cologne Center for Muscoskeletal Biomechanics. The Center was founded in 2013 as a scientific cooperation between the Medical Faculty of the University of Cologne and the German Sport University Cologne and is an interface between basic and clinical research with the purpose of a pragmatic translational research (“From bench to bedside and back”). The research focuses of the CCMB are musculoskeletal injuries and diseases. The center is composed of different institutes from both universities in order to concentrate expertise and to create synergies. The research of the diverse disciplines on musculoskeletal injuries and diseases will be collated complementing each other.

At the department we welcome fellows and exchange scientists on a regular basis. Research fellows from all over the world fulfill their doctorate and commit themselves to further research projects.

The young history of the institution is marked by patient oriented care, high-level surgical procedures and innovative as well as relevant research projects.

IBRA International Bone Research Association

IBRA is a financially independent, internationally oriented non-profit organization, for specialized clinicians and research scientists. IBRA's core activity is the future-oriented advancement of bone-tissue research and management focusing particularly on:

- Bone biology, including osteointegration, bone generation and soft tissue reaction
- Maxillofacial and orthopaedic rehabilitation
- Materials research including hardware development
- Biomechanics
- Tissue engineering
- Surgical procedures & clinical management

IBRA encourages the development of innovative solutions in a friendly, loyal atmosphere. Future-oriented open-mindedness and international acceptance form the basis for first-rate assistance in realizing modern research projects and promoting individual careers. As an international forum reaching across geographic and cultural borders, IBRA offers an up-to-date network for the exchange of experience and knowledge in applied bone and tissue research.

History

IBRA was founded in Zurich, Switzerland on September 25, 2004 at the initiative of eighteen forward-looking clinicians. Its primary aims are the exchange of professional knowledge, promotion of new scientific developments, engineering of the musculoskeletal system, coordinated multi-centre research and highly specialized advanced training.

Research Support

IBRA offers financial support for research projects dealing with bone biology and the improvement or development of internal fixation devices for maxillofacial and limbs surgery. With the emphasis on innovation and suitability for practical application, 95% of the research budget goes towards applied research and clinical studies and 5% towards basic research.

Education

IBRA's education area offers clinicians special courses on the application of specific methods of treatment. IBRA's particular concern is to train tomorrow's highly qualified research scientists. IBRA enhances its members' qualifications through a scholarship program.

TORNIER
TECHNOLOGY

TORNIER
AEQUALIS ASCEND™ Flex

« Explore our convertible solution »

TORNIER
BLUEPRINT™
for Reversed Arthroplasty

ACCESS YOUR PLANNING SOLUTION
AT TORNIERBLUEPRINT.COM***

TORNIER
AEQUALIS™ PerFORM Reversed

Tornier GmbH
Industriestr. 48 | 51399 Burscheid, Germany
Office +49 2174 7888 23 | Fax: +49 2174 7888 88

www.tornier.com | www.wright.com

Wright/Tornier AG
Alte Steinhauserstrasse 19 | 6330 Cham, Switzerland
Office: +41 41 760 26 12 | Fax +41 41 760 26 13

WRIGHT
FOCUSED EXCELLENCE

Tornier Upper Extremities

General Information

Disclaimer and Waiver

I understand that the material presented in this educational program (the "Program") has been made available under sponsorship of IBRA (International Bone Research Association) for educational purposes only. This material is not intended to represent the only, nor necessarily the best, method or procedure appropriate for the medical situations discussed, but rather is intended to present an approach, view, statement or opinion of the faculty that may be of interest to others.

As a condition of my participation in the Program, I hereby (i) waive any claim I may have against IBRA and its officers, directors, employees, sponsor, agents, or against the presenters or speakers, for reliance on any information presented in the Program; and (ii) release IBRA, its officers, directors, employees, sponsors and agents, as well as the presenters and speakers, from and against any and all liability for damage or injury that may arise from my participation or attendance at the Program.

I further understand and agree that no reproduction of any kind, including photographs, audiotapes and videotapes, may be made of the Program. All property rights in the material presented, including common law copyright, are expressly reserved to the presenter or speaker or to the IBRA.

IBRA is not responsible for expenses incurred by an individual who is not confirmed and for whom space is not available. Costs incurred by the registrant, such as airline or hotel fees or penalties, are the responsibility of the registrant.

I herby certify that I am correctly vaccinated against the current diseases which could be transmitted during the dissection workshops. I also certify that my personal insurance company will take in charge the possible injuries and complications that may occur during the dissection workshops. I relieve the organizers from their responsibility concerning any injury and complication that may occur during the workshops.

By registering for the Program, I consent to the conditions of participation set forth above.

SutureTape™

Feels Flat-Out Better Than a Round Suture

FiberWire®

- Stronger knotted and knotless fixation*
- Tighter, smaller knot stacks
- Increased resistance to tissue pull-through*
- Better handling characteristics
  (Compared to suture)

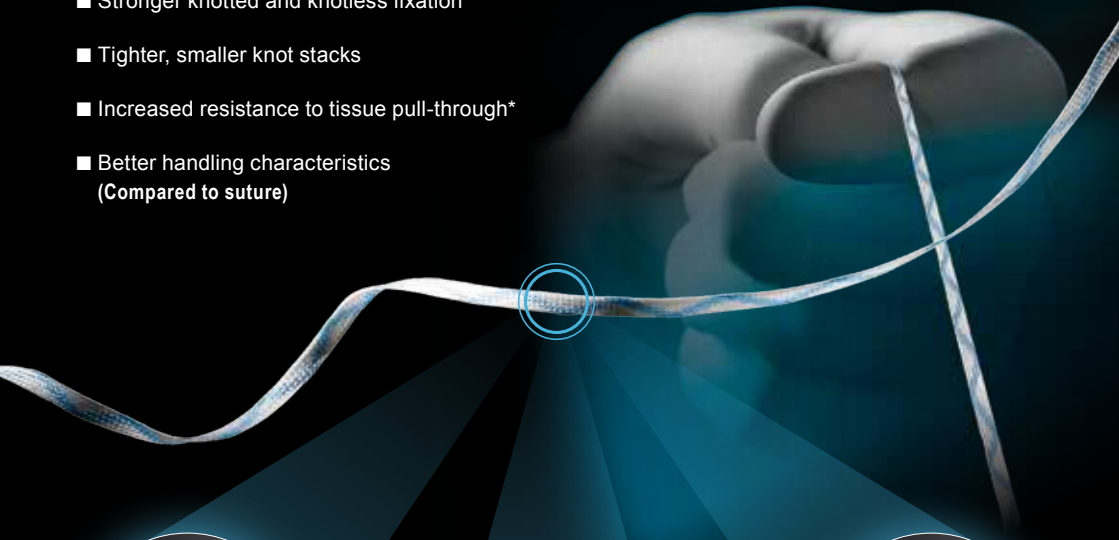



New 2.4 mm BioComposite™ PushLock® with SutureTape™

#2 suture vs. 1.3 mm SutureTape™

*** All data on file, not published**

Arthrex®

www.arthrex.com

© Arthrex GmbH, 2017. All rights reserved.

IBRA
International Bone Research Association

Hochbergerstrasse 60E
CH-4057 Basel
Phone +41 61 319 05 05
Fax +41 61 319 05 19
info@ibra.ch
www.ibra.ch