




IBRA International Bone
Research Association

Program



IBRA Master Course



The Female Burden: Practical Implications of Fragility and Laxity

**November 2 – 3, 2018
Las Vegas, Nevada, USA**

Scientific Chair:
Dr. Duretti Fufa, New York, NY, USA

Foreword

Dear Colleagues,

We are excited to offer this master course with focus on considerations for hand and wrist conditions primarily affecting the female patient including osteoporosis and ligamentous laxity. We expect the course to cover not only fundamentals of internal fixation of common wrist and carpal injuries, but in addition, the unique aspects to successful management in this population. This course is appropriate for senior residents, fellows and practicing surgeons at all levels of career.

The course offers a combination of didactics, interactive case reviews and hands-on cadaveric laboratory sessions. Participants will work through challenges posed by pre-pre-fractured cadaveric specimens unlike any cadaver course you have experienced previously. Using CT and x-ray images, participants will discuss in small groups the best treatment strategy. Faculty will provide tips and tricks while participants perform internal fixation and assess their results radiographically. Finally, all groups will present their results and rationale for treatment to promote discussion and group learning.

I look forward to hosting you in Las Vegas for this special educational opportunity.



Dr. Duretti Fufa

Faculty

Scientific Chair

Dr. Duretti Fufa, New York, NY

Faculty

(in alphabetical order)

Dr. Sonya Clark, Asheville, NC, drsonya1@yahoo.com

Dr. Brandon Earp, Boston, MA, bearp@bhw.harvard.edu

Dr. Duretti Fufa, New York, NY, FufaD@HSS.EDU

Dr. Amy Ladd, Palo Alto, CA, alad@stanford.edu

Dr. Tamara Rozental, Boston, MA, trozenta@bidmc.harvard.edu

Dr. Jennifer Wolf, Chicago, IL, jwolf@bsd.uchicago.edu

Friday – November 2, 2018

4:45 – 5:00	Registration	
5:00 – 5:05	Welcome	<i>D. Fufa</i>
5:05 – 5:10	IBRA Introduction	<i>P. Koop</i>
5:10 – 7:30	Radius Fractures – Theoretical Part (140 min)	
5:10 – 5:20	Fracture simulator – A story from Cologne	<i>P. Koop</i>
5:20 – 5:30	Locking technology – Technical overview	<i>Medartis</i>
5:30 – 5:45	Choice of approach for distal radius fracture	<i>B. Earp</i>
5:45 – 6:05	Osteoporosis and fragility – Implications for treatment and counseling	<i>T. Rozental</i>
6:05 – 6:35	Manifestations of laxity in the hand and wrist	<i>J. Wolf</i>
6:35 – 6:50	Combined injury patterns – Identification and management	<i>A. Ladd</i>
6:50 – 7:30	Clinical case discussion	<i>Faculty</i>
8:00	Reception and Dinner	

Saturday – November 3, 2018

Location: MedCure Henderson Surgical Training Center 2455 W. Horizon Ridge Pkwy Henderson, NV 89052		
8:00 am	Coach transfer from the hotel to the lab	
8:30 – 8:40	Welcome and questions	<i>D. Fufa</i>
8:40 – 8:45	Medartis Implants and instruments	<i>Medartis</i>
8:45 – 12:00	Radius Fractures – Practical Part I (195 min)	
8:45 – 8:50	Description of exercise	<i>Group</i>
8:50 – 11:15	Case 1: Groups working at tables with faculty	<i>all</i>
11:15 – 12:00	Presentation and discussion case 1	<i>Group</i>
12:00 – 1:00pm	Lunch	

Saturday – November 3, 2018

1:00 – 3:15pm	Carpal and Metacarpal Fractures – Practical Part II (135 min)	
1:00 – 2:30	Case 2: Groups working at tables with faculty	<i>all</i>
2:30 – 3:15	Presentation and discussion case 2	<i>Group</i>
3:15 – 3:30pm	Summary and adjourn	
3:30	Coach transfer to the hotel	

General Information

Organized by

IBRA - International Bone Research Association, Basel/Switzerland

Registration & Information

IBRA Administration Office

Hochbergerstrasse 60E, CH-4057 Basel

Phone: +41 (0)61 319 05 05, Fax: +41 (0)61 319 05 19

info@ibra.ch, Website: www.ibra.ch

Registration Fees

IBRA Member USD 760

Non-Member USD 820

Registration Fee includes

November 2: Seminar, Lunch and Coffee Breaks

November 3: Workshop, Lunch and Coffee Breaks at MedCure Henderson
Surgical Training Center

Registration for Workshop only: not possible!

Group Dinner Event: included

Registration Deadline

October 2, 2018

General Information

Educational hours

Theoretical Part on Friday, November 2 - 140 min

Practical Part on Saturday, November 3 - 330 min

Total: 8h

Target audience

Recommended for head of departments and senior surgeons

Main specialty of the event

An interactive seminar and hands-on workshop, addressing trauma and reconstruction with representative cases and discussions. Faculty present latest innovations and trends both in lectures and surgical demonstrations to the participating senior surgeons.

Expected total number of participants

28

Educational needs

A vital scientific exchange between experts of the subspecialty reaching out for the establishment of refined standards in surgery and further improved treatment for patients has been identified as the specific need of this course level. Opening of new perspectives and a solid sounding board. Testing and possible confirmation of individual ideas through discussion with peer experts.

Expected educational outcomes

Broadening of spectrum of good practices and their dissemination along with awareness of new/improved techniques and methodologies to diagnose, treat and follow-up patients.

General Information

Clear description of the nature of the event

Day one focuses on lectures with cases presentations and discussions. Panel discussions analyze cases, followed by „pearls and pitfalls“. Day two provides a hands-on cadaver lab that allows the mutual exchange of personal experience by directed instructions. The interactive course format will engage the participants and highlight the controversy linking lack of evidence and broad range of experience.

Methods to promote active learning

Multimedia presentations; time for question & answer sessions and discussion; cadaver workshop (of pre-fractured specimens) with sharing and discussion of the various cases.

International audience

Yes

Main language of the event

The official event language is English.

Sunshine Act Reporting

In compliance with federal and state laws, including the Physician Payment Sunshine Act, all attendee meeting expenses will be reported to the U.S. government as in-kind payment such as course fees (shuttle, actual cost of meals). AdvaMed guidelines also prohibit spouses or guests from participating in dinners and/or meal functions.

General Information

Social Dinner

Friday, November 2, 2018

Time

8:00 pm

Course Location

MedCure Henderson
Surgical Training Center
2455 W. Horizon Ridge Pkwy
Henderson, NV 89052
www.medcurestc.org



Accommodation

The Palazzo
3355 Las Vegas Boulevard South
Las Vegas, NV 89109






Housing Information

Once your registration is confirmed, we will reach out to you for making your hotel arrangements and confirm your hotel reservation.

General Information

Method of Payment

The following methods of payment are accepted:

Credit Card VISA  Master Card  American Express 

Bank Transfer (USD)

Account no.

IBAN no.

Clearing no.

SWIFT

Bank J. Safra Sarasin AG, CH-4002 Basel

6010055.4002

CH87 0875 0060 1005 5400 2

8750

SARACHBB

Refund Policy

All refunds must be requested in writing to the IBRA Administration Office.

If written notification is received 3 weeks prior to the event, a full refund less a USD 40 processing fee will be given. If written notification is received 10 days prior to the event, a refund of 50% of the registration fee will be given. For later notifications there will be no refunds. Refunds will not be given for non-attendance.

Sponsoring

We thank our major industry partners Medartis and Hologic for contributing in-kind support (material and logistics) without which this event would not be possible.

A special thanks to Medartis for providing an unrestricted educational grant for this event.

medartis®



HOLOGIC
The Science of Sure

General Information

Disclaimer and Waiver

I understand that the material presented in this educational program (the "Program") has been made available under sponsorship of IBRA (International Bone Research Association) for educational purposes only. This material is not intended to represent the only, nor necessarily the best, method or procedure appropriate for the medical situations discussed, but rather is intended to present an approach, view, statement or opinion of the faculty that may be of interest to others.

As a condition of my participation in the Program, I hereby (i) waive any claim I may have against IBRA and its officers, directors, employees, sponsor, agents, or against the presenters or speakers, for reliance on any information presented in the Program; and (ii) release IBRA, its officers, directors, employees, sponsors and agents, as well as the presenters and speakers, from and against any and all liability for damage or injury that may arise from my participation or attendance at the Program.

I further understand and agree that no reproduction of any kind, including photographs, audiotapes and videotapes, may be made of the Program. All property rights in the material presented, including common law copyright, are expressly reserved to the presenter or speaker or to the IBRA.

IBRA is not responsible for expenses incurred by an individual who is not confirmed and for whom space is not available. Costs incurred by the registrant, such as airline or hotel fees or penalties, are the responsibility of the registrant.

I hereby certify that I am correctly vaccinated against the current diseases which could be transmitted during the dissection workshops. I also certify that my personal insurance company will take in charge the possible injuries and complications that may occur during the dissection workshops. I relieve the organizers from their responsibility concerning any injury and complication that may occur during the workshops.

By registering for the Program, I consent to the conditions of participation set forth above.

IBRA is a financially independent, internationally oriented non-profit organization, for specialized clinicians and research scientists. IBRA's core activity is the future-oriented advancement of bone-tissue research and management focusing particularly on:

- Bone biology, including osteointegration, bone generation and soft tissue reaction
- Maxillofacial and orthopaedic rehabilitation
- Materials research including hardware development
- Biomechanics
- Tissue engineering
- Surgical procedures & clinical management

IBRA encourages the development of innovative solutions in a friendly, loyal atmosphere. Future-oriented open-mindedness and international acceptance form the basis for first-rate assistance in realizing modern research projects and promoting individual careers. As an international forum reaching across geographic and cultural borders, IBRA offers an up-to-date network for the exchange of experience and knowledge in applied bone and tissue research.

History

IBRA was founded in Zurich, Switzerland on September 25, 2004 at the initiative of eighteen forward-looking clinicians. Its primary aims are the exchange of professional knowledge, promotion of new scientific developments, engineering of the musculoskeletal system, coordinated multi-centre research and highly specialized advanced training.

Research Support

IBRA offers financial support for research projects dealing with bone biology and the improvement or development of internal fixation devices for maxillofacial and limbs surgery. With the emphasis on innovation and suitability for practical application, 95% of the research budget goes towards applied research and clinical studies and 5% towards basic research.

Education

IBRA's education area offers clinicians special courses on the application of specific methods of treatment. IBRA's particular concern is to train tomorrow's highly qualified research scientists. IBRA enhances its members' qualifications through a scholarship program.

Notes

The image shows a background of a green leaf with a prominent vein pattern. Overlaid on this is a light gray grid. Within the grid, there are 15 horizontal black lines spaced evenly, providing a structure for taking notes.

NEW

APTUS®

Distal Radius System 2.5

Lunate Facet Plates

Combination of hook and volar TriLock plate for fixation of isolated, ulnar-sided rim fragments

Stabilization of the sigmoid notch and the lunate facet

Distal suture holes for additional soft tissue fixation

Chamfered distal plate edge for minimal implant protrusion



IBRA
International Bone Research Association

Hochbergerstrasse 60E
CH-4057 Basel
Phone +41 61 319 05 05
Fax +41 61 319 05 19
info@ibra.ch
www.ibra.ch

