IBRA International Bone Research Association

Program

IBRA EDUCATION PROGRAM Advanced

IBRA Seminar

IBRA International Conference: All we know about radius

April 12 – 13, 2019
Prague, Czech Republic

Chairmen:
Dr. Radek Kebrle, Vysoké nad Jizerou, CZ
Dr. Aleš Fibír, Hradec Králové, CZ

Foreword

Dear colleagues and friends,

when Saffar in 1995 published his book Fractures of the distal radius (DRF), it summarised most recent knowledge about this topic in that time. But only 6 years later in 2001 Orbay published his paper presenting the use of volar locking plate in the treatment of DRF and it changed treatment completely. Now, 18 years later DRF is THE TOPIC in upper limb trauma surgery, orthopedics and hand surgery. Although frequently discussed on scientific meetings and well described in the literature, there are still lots of controversial questions. What is the indication for ORIF, what plate to use, when is fragment specific fixation better, should we use grafts, how to treat complex cases, perform ORIF in porotic bone, what is the role of arthroscopy, when should we treat soft tissue lesions, when and how to perform corrections, how to decrease complication rate and how to deal with complications, when is salvage indicated .....

Aware of all these controversies, we would feel honored to invite you to the second Prague IBRA meeting focusing on distal radius fracture treatment. Our symposium is intended not only to describe the basic approach with evidence-based support but also to show and discuss a much larger range of problems that everyone treating DRF might face. The factors like distal radius anatomy, type and energy of fracture, a delay from injury, age, a location of pathology, and different treatment options, will be presented and discussed. Case reports and Tips and Tricks are an essential part of the program. The complications and false treatments will be presented and possible treatment options will be shown.

A two-day symposium on DRF treatment has been planned. All of the invited speakers are well-experienced specialists in this specific field. This event may appeal to all surgeons dealing with DRF and their sequelae.

DRF will always be most frequent trauma we treat so let´s make our results better with up to date information.

We look forward to welcoming you in Prague to a great event.

R. Kebrle

A. Fibir

General Information

Chairmen

Dr. Radek Kebrle, Vysoké nad Jizerou, CZ
Dr. Aleš Fibír, Hradec Králové, CZ

Faculty

(in alphabetical order)

Dr. Rohit Arora, Innsbruck, AT, rohit.arora@uki.at
Dr. Martin Czinner, Vysoké nad Jizerou, Liberec, CZ, martin.czinner@seznam.cz
Dr. Scott Edwards, Phoenix, Arizona, USA, scott.edwards@bannerhealth.com
Dr. Aleš Fibír, Hradec Králové, CZ, fibir@seznam.cz
Univ.-Doz. Dr. Markus Gabl, Innsbruck, AT, markus.gabl@uki.at
Prim. Dr. Wolfgang Hintringer, Vienna, AT, w@hintringer.at
Dr. Radek Kebrle, Vysoké nad Jizerou, CZ, radek.kebrle@seznam.cz
Dr. Giulio Lauri, Firenze, IT, giuliolauri2002@libero.it
Prof. Dr. Martin Leixnering, AUVA, Vienna, AT, martin.leixnering@auva.at
Prof. Rames Mattar Junior, São Paulo, BR, rames@usp.br
OA Dr. Christoph Pezzei, AUVA, Vienna, AT, christoph.pezzei@auva.at
Prof. Dr. Dr. Michael Sauerbier, Frankfurt, DE, michael.sauerbier@bgu-frankfurt.de
Dr. Frederik Verstreken, Antwerpen, BE, frederik.verstreken@azmonica.be

Friday – April 12, 2019

7:30 – 8:00	**Registration**	
8:00 – 8:30	**Opening Ceremony**	***R. Kebrle*** ***A. Fibír***
8:30 – 10:00	**Session I – Distal radius fracture: Introduction (90min)**	
8:30 – 8:45	Biomechanics and Fracture classification IBRA + examination	*W. Hintringer*
8:45 – 9:00	Osteosyntetic materials and implants – Is one plate enough	*M. Walter*
9:00 – 9:15	Treatment – conservative	*M. Leixnering*
9:15 – 9:30	Bending fracture the classic: volar approach	*R. Mattar jr.*
9:30 – 10:00	Discussion, case reports, tips and tricks	*All*
10:00 – 10:30	**Coffee Break**	

Friday – April 12, 2019

10:30– 12:00	**Session II – We all fall sometimes (90min)**	
10:30 – 10:45	Approach - dorsal/combined – how and when	*S. Edwards*
10:45 – 11:00	Smith type fractures – are they easy?	*R. Kebrle*
11:00 – 11:15	Accessory lesions – S-L,TFCC + arthroscopy – when fix	*M. Gabl*
11:15 – 11:30	Concomitant distal ulna	*Ch. Pezzei*
11:30 – 12:00	Discussion, case reports, tips and tricks	*All*
12:00 – 13:15	**Lunch**	

Friday – April 12, 2019

13:15 – 15:00	**Session III – Adrenaline sports (105min)**	
13:15 – 13:30	Radiocarpal fracture dislocations (Rim fxs)	*G. Lauri*
13:30 – 13:45	Perilunate injuries	*M. Sauerbier*
13:45 – 14:20	**Distal radius cominutions – face to face**	***Moderator M. Gabl***
13:45 – 13:55	I loove to play – ORIF	*R. Kebrle*
13:55 – 14:05	KISS principle – bridge it	*S. Edwards*
14:05 – 14:20	Moderated over the topic	*M. Gabl*
14:20 – 15:00	Discussion, case reports, tips and tricks	*All*
15:00 – 15:30	**Coffee Break**	

Friday – April 12, 2019

15:30 – 17:30	**Session IV – This is special – porotic and malunions (120min)**	
15:30 – 16:20	**Fracture in porotic bone – face to face**	***Moderator M. Sauerbier***
15:30 – 15:40	Go with peace – conservative	*R. Arora*
15:40 – 15:50	Enforcing the power – ORIF	*M. Leixnering*
15:50 – 16:20	Moderated discussion over the topic	*M. Sauerbier*
16:20 – 16:35	Dorsal malunion – when and how	*S. Edwards*
16:35 – 16:50	Volar, radial, rotation – when and how	*R. Kebrle*
16:50 – 17:30	Discussion, case reports, tips and tricks	*All*
19:00	**Social Dinner**	

Saturday – April 13, 2019

8:30 – 10:00	**Session V – More reconstruction (90min)**	
8:30 – 8:45	3D and i.a. malunion – the other way	*F. Verstreken*
8:45 – 9:00	Ulna is the matter – shorten?	*M. Leixnering*
9:00 – 9:15	Time doesn´t heal everything – pediatric sequellae	*F. Verstreken*
9:15 – 9:30	They did not do it good – what now	*R. Mattar jr.*
9:30 – 10:00	Discussion, case reports, tips and tricks	*All*
10:00 – 10:30	**Coffee Break**	

Saturday – April 13, 2019

10:30 – 12:00	**Session VI – When it all fails (90min)**	
10:30 – 10:45	RSL fusion	*Ch. Pezzei*
10:45 – 11:00	Salvaging the DRUJ	*M. Sauerbier*
11:00 – 11:15	Wrist fusion – is it the end?	*R. Kebrle*
11:15 – 11:30	Soft tissue lesions after ORIF	*M. Czinner*
11:30 – 12:00	Consensus and discussion	*All*
12:00 – 12:15	**Adjourn**	

General Information

Chairmen
Dr. Radek Kebrle, Vysoké nad Jizerou, CZ
Dr. Aleš Fibír, Hradec Králové, CZ

Organized by

IBRA - International Bone Research Association, Basel, Switzerland

Registration & Information

IBRA Administration Office
Hochbergerstrasse 60E, CH-4057 Basel
Phone: +41 (0) 61 319 05 05, Fax: +41 (0) 61 319 05 19
info@ibra.net, Website: www.ibra.net

Registration Fees

IBRA Member	EUR 175
Czech society for surgery of the hand Member	EUR 200
Non-Member	EUR 350
Resident	EUR 220

Registration Fee includes

April 12+13: Seminar, Lunch and Coffee Breaks

Group Dinner Event: not included

Group Dinner Event

Costs: EUR 25 per person

Registration Deadline: April 5, 2019

General Information

Educational hours

Theoretical Part on Friday, April 12 - 405 min

Theoretical Part on Saturday, April 13 - 180 min

Total: 10h

Target audience

Recommended for senior surgeons and consultants.

Main specialty of the event

Starting with classification of the injury or deformity, the faculty members share their preferred approach, treatment, and follow-up of cases with advanced difficulty.

Expected total number of participants

100

Educational needs

Dealing with challenging fractures and deformities, consultants request exchange through case discussions both theoretically and through surgeries. Beside state-of-the-art approaches, expert opinions and discussions are highly appreciated to scientifically elaborate improvements when dealing with difficult cases.

Expected educational outcomes

Extend common knowledge and skills and awareness of surgical techiques by exchanging less frequent or demanding cases of orthopedics and traumatology.

General Information

Nature of the event

Challenging cases are introduced in lectures and contrain case discussions. Each approach is usually explained by a corresponding educational multimedia presentations explained by a faculty member.

Methods to promote active learning

Multimedia presentations; time for question & answer sessions and discussion; tips & tricks presented by faculty members.

International audience

Yes

Main language of the event

The official event language is English.

General Information

Venues

CNB Congress Centre
Senovážné náměstí 30 115 03 Praha 1
www.cnb.cz/kc

Accommodation

All participants are kindly asked to make their own hotel arrangements by contacting the hotel directly. In case of questions or for any recommendation you can contact dorota.kotarska@ibra.net

General Information

Methods of Payment

Credit Card VISA Master Card

Bank Transfer (EUR)	Bank J. Safra Sarasin AG, CH-4002 Basel
Account no.	6010055.4001
IBAN no.	CH17 0875 0060 1005 5400 1
Clearing no.	8750
SWIFT	SARACHBB

Refund Policy

All refunds must be requested in writing to the IBRA Administration Office. If written notification is received 3 weeks prior to the event, a full refund less a EUR 40 processing fee will be given. If written notification is received 10 days prior to the event, a refund of 50% of the registration fee will be given. For later notifications there will be no refunds. Refunds will not be given for non-attendance.

Sponsoring

We thank our major industry partners Medartis for providing an unrestricted educational grant for this event.

medartis®

CNB CZECH NATIONAL BANK

The Congress and Social Centre of the Czech National Bank

The historic building of the former Commodity Exchange in Prague is a pantheon of the world of finance. Its standard of comfort, craftsmanship and conservative luxury is the very embodiment of that world. The building has been sensitively renovated to preserve its architectural grandeur. Please accept our invitation to the CNB Congress and Social Centre, a unique venue for prestigious conferences and social, cultural and educational events. The Centre's flexible interior and state-of-the-art technical facilities make it one of the most sought-after venues in Prague. Our clients include prominent public and private institutions – both Czech and foreign – from various fields of activity.

With a total floor area of 1,100 square meters, the CNB Congress and Social Centre can comfortably accommodate up to 900 visitors for social events, conferences or training courses. Its special atmosphere is complemented by superb technical facilities, including audio equipment, lighting, and interpreters' booths.

The CNB's social spaces bear the imprint of the hundreds of major events they have hosted. They are an increasingly popular meeting venue for companies in creative industries, commercial businesses and cultural workers. The main hall and reception rooms of the former Commodity Exchange are imbued with a unique atmosphere. This is a place where history has been made, a place that has been visited by hundreds of politicians and by the leading lights of the Czech and international financial world.

You will be immediately enchanted by the fin de siècle atmosphere of the interior, designed by the Austrian architect Friedrich Ohmann.

Welcome and enjoy your event



CNB Congress Centre

Senovážné náměstí 30 115 03 Praha 1

www.cnb.cz/kc





IBRA Training Center

Vysoke nad Jizerou, Czech Republic, Hand and Plastic Surgery Institute

The Hand and Plastic Surgery Institute in Vysoke nad Jizerou offers services covering large spectrum of surgery and physiotherapy of the hand.

Areas of surgical and clinical expertise:

- Acute injuries of the hand, wrist and forearm, including microsurgical procedures
- All types of hand, wrist and distal forearm fractures, as well as the correction of malalignments and deformities
- Nerv injuries, from the hand to elbow - acute and secondary reconstructions of injuries of peripheral nerves and their compression syndromes
- Salvage procedures of the hand, wrist and distal forearm, including implants
- Degenerative diseases - inflammatory or degenerative joint affection
- Congenital malformation
- Tumor surgery
- Plastic, reconstructive and aesthetic surgery
- Physiotherapy and splinting of the hand

Microsurgical servis including free tissue transfers is offered in cooperation with surrounding regional hospitals (Liberec, Mlada Boleslav, Hradec Kralove).
Education and clinical training in hand surgery including short time resident visit (2-6 weeks) and resident fellowship (6-12 month) is provided as well.
The Hand and Plastic Surgery Institute in Vysoke nad Jizerou is located in Liberec region in the north-eastern Bohemia and situated at the foothills of western Giant Moutains, favourite touristic location for summer and winter activities 100km north from Prague.
Our institute has 52 beds and 4 surgical theatres and provides more than 4200 surgical procedures on the hand per year. 24-hour emergency hand trauma service for almost all Czech republic is available.

For further information please write to:

MUDr. Radek Kebrle
Ustav chirurgie ruky a plasticke chirurgie
Hand and Plastic Surgery Institute
Dr. Farskeho 267
512 11 Vysoke nad Jizerou
Czech Republic

Phone: +420 481 350 964, +420 481 593 918
Fax: +420 481 593 155

E-Mail: radek.kebrle@ruka-kosmetika.cz
E-Mail: radek.kebrle@seznam.cz

CHARLES UNIVERSITY

The Faculty of Medicine in Hradec Kralove was established as the first of the new medical faculties immediately after the end of World War II (October 13, 1945). From the beginning it became a part of Charles University, the oldest university in Central Europe (founded in April 7,1438 by Charles IV, the Holy Emperor and King of Bohemia). Faculty of Medicine in Hradec Králové started its educational activities on November 25, 1945 established as a part of the Prague Medical Faculty. Due to their cooperation it was immediately possible to establish both a high quality teaching staff and an effective medical structure in Hradec Králové.

Founded on the basis of one of the most advanced district hospitals at the same time as the Faculty of Medicine, University hospital became a centre of progress in many medical aspects. 1947-1952 Czech cardiosurgery was started here by J. Bedrna. In 1952 first tissue bank in Hradec Králové and first department of neurosurgery were founded by R.Klen and R.Petr. In 1958, first extracorporeal circulation was used during open heart surgery. As integral part of the hospital, department of plastic surgery is one of the leading departments in hand surgery in Czech republic with clinical as well as scientifical interest in this field.

For its entire 57 years of existence, the Faculty of Medicine in Hradec Kralove has been among top Czech university institutions. Till now, almost 10 000 general and dentists doctors have finished their studies.

IBRA International Bone Research Association

IBRA is a financially independent, internationally oriented non-profit organization, for specialized clinicians and research scientists. IBRA's core activity is the future-oriented advancement of bone-tissue research and management focusing particularly on:

- Bone biology, including osteointegration, bone generation and soft tissue reaction
- Maxillofacial and orthopaedic rehabilitation
- Materials research including hardware development
- Biomechanics
- Tissue engineering
- Surgical procedures & clinical management

IBRA encourages the development of innovative solutions in a friendly, loyal atmosphere. Future-oriented open-mindedness and international acceptance form the basis for first-rate assistance in realizing modern research projects and promoting individual careers. As an international forum reaching across geographic and cultural borders, IBRA offers an up-todate network for the exchange of experience and knowledge in applied bone and tissue research.

History
IBRA was founded in Zurich, Switzerland on September 25, 2004 at the initiative of eighteen forward-looking clinicians. Its primary aims are the exchange of professional knowledge, promotion of new scientific developments, engineering of the musculoskeletal system, coordinated multi-centre research and highly specialized advanced training.

Research Support
IBRA offers financial support for research projects dealing with bone biology and the improvement or development of internal fixation devices for maxillofacial and limbs surgery. With the emphasis on innovation and suitability for practical application, 95% of the research budget goes towards applied research and clinical studies and 5% towards basic research.

Education
IBRA's education area offers clinicians special courses on the application of specific methods of treatment. IBRA's particular concern is to train tomorrow's highly qualified research scientists. IBRA enhances its members' qualifications through a scholarship program.

medartis®

PRECISION IN FIXATION

NEW
APTUS® Distal Radius System 2.5

Lunate Facet Plates

Combination of hook and volar TriLock plate for fixation of isolated, ulnar-sided rim fragments

Stabilization of the sigmoid notch and the lunate facet

Distal suture holes for additional soft tissue fixation

Chamfered distal plate edge for minimal implant protrusion

www.medartis.com

IBRA
International Bone Research Association

Hochbergerstrasse 60E
CH-4057 Basel
Phone +41 61 319 05 05
Fax +41 61 319 05 19
info@ibra.net
www.ibra.net