Balgrist
Universitätsklinik

SFAS
SWISS FOOT AND ANKLE SOCIETY
SCHWEIZERISCHE GESELLSCHAFT FÜR CHIRURGIE UND MEDIZIN DES FUSSES
SOCIÉTÉ SUISSE DE CHIRURGIE ET MÉDICINE DU PIED

SFAS Symposium 2020

Balgrist University Hospital, Zürich



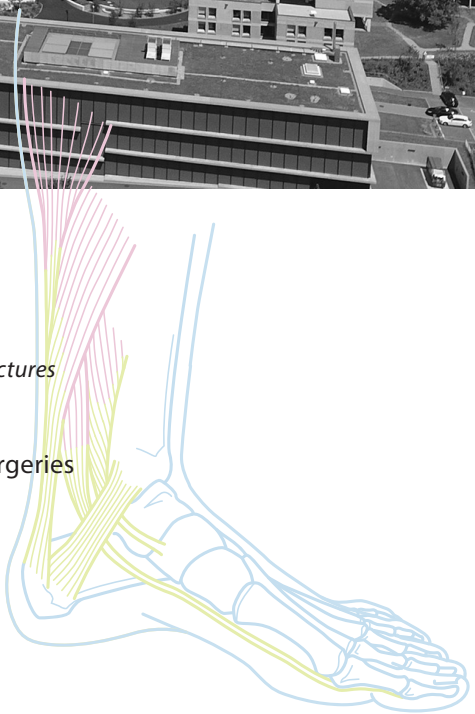

Friday, October 30th, 2020, 8 - 17h
SFAS Symposium
Topics: Osteochondral lesions and calcaneal fractures

Saturday, Ocotber 31st, 2020, 10 - 16h
Foot & Ankle anatomical approaches & surgeries
SFAS & IBRA Collaboration

In cooperation with:

IBRA International Bone Research Association

Universität Zürich UZH

swiss olympic MEDICAL CENTER

Balgrist
Universitätsklinik

SFAS
SWISS FOOT AND ANKLE SOCIETY
SCHWEIZERISCHE GESELLSCHAFT FÜR CHIRURGIE UND MEDIZIN DES FUSSES
SOCIETÉ SUISSE DE CHIRURGIE ET MÉDICINE DU PIED

Welcome to the Swiss Foot and Ankle Society Symposium 2020

Dear colleagues
It is our distinctive pleasure to announce this year's SFAS Symposium, which will take place on October 30th, 2020 in the heart of Zurich at the Balgrist University Hospital.

Experts in their fields provide a unique update on the current management of complications in foot and ankle surgery with special focus on osteochondral lesions and calcaneal fractures. Do not miss the opportunity to join the discussions, case studies and be part of the community.

On October 31st, 2020 the International Bone Research Association IBRA will again organise and sponsor a workshop on anatomical approaches & surgeries for junior foot & ankle surgeons.

We would like to thank IBRA, the main gold sponsor Medartis, the silver sponsors Exactech, Medeco and Wright Medical/Tornier and all exhibitors who contribute substantially to the success of this Symposium.

We are very much looking forward to welcoming you at Balgrist in Zürich.
Best regards,

KD Dr. med. Stephan Wirth, Balgrist University Hospital, Zürich, Chairman
PD Dr. med. Norman Espinosa, Fussinstitut Zürich, Co-Chairman

Universität Zürich UZH | swiss olympic MEDICAL CENTER

Balgrist
Universitätsklinik

SFAS
SWISS FOOT AND ANKLE SOCIETY
SCHWEIZERISCHE GESELLSCHAFT FÜR CHIRURGIE UND MEDIZIN DES FUSSES
SOCIETÉ SUISSE DE CHIRURGIE ET MÉDICINE DU PIED

Faculty

- Mathieu Assal, Hirslanden Centre du pied et de la cheville Genève
- Jan Bartonicek, Military University Hospital Prague
- Josef E. Brandenberg, Präsident der FMCH
- Xavier Crevoisier, Centre Hospitalier Universitaire Vaudois Lausanne
- Lisca Drittenbass, Hirslanden Centre du pied et de la cheville Genève
- Victor Dubois - Ferrière, Hôpitaux Universitaires de Genève
- Norman Espinosa, FussInstitut Zürich
- Beat Hintermann, Kantonsspital Baselland
- Lukas Iselin, Kantonsspital Luzern
- Georg Klammer, FussInstitut Zürich
- Markus Knupp, Mein Fusszentrum Basel
- Fabian Krause, Inselspital Bern
- Gerardo J. Maquieira, FussZentrum Hirslanden Zürich
- Hans-Christoph Pape, UniversitätsSpital Zürich
- Roxa Ruiz, Kantonsspital Baselland
- Andreas Toepfer, Kantonsspital St. Gallen
- Victor Valderrabano, SWISS ORTHO CENTER, Schmerzklinik Basel
- Arnd Viehöfer, Universitätsklinik Balgrist
- Martin Weber, Fusszentrum Neufeld Bern
- Lizzy Weigelt, Universitätsklinik Balgrist
- Martin Wiewiorski, Kantonsspital Winterthur
- Stephan Wirth, Universitätsklinik Balgrist

Universität Zürich UZH | swiss olympic MEDICAL CENTER

Balgrist
Universitätsklinik

SFAS
SWISS FOOT AND ANKLE SOCIETY
SCHWEIZERISCHE GESELLSCHAFT FÜR CHIRURGIE UND MEDIZIN DES FUSSES
SOCIÉTÉ SUISSE DE CHIRURGIE ET MÉDICINE DU PIED

Program Symposium Friday, October 30th, 2020

08.00	*Opening of registration and commercial exhibition in the foyer*	
08.30	Welcome by congress organisation and SFAS President	S. Wirth / N. Espinosa V. Valderrabano

OSTEOCHONDRAL LESIONS

	Moderator	*V. Valderrabano*
08.45	Anatomy of the ankle joint	J. Bartonicek
09.00	Anatomy of the subtalar joint	J. Bartonicek
09.15	Basic pathophysiology of osteochondral lesions	N. Espinosa
09.30	Nonoperative treatment of osteochondral lesions of the talus	G.Klammer
09.45	General surgical approaches to the treatment of OLT	M. Knupp
10.00	Arthroscopic treatment of OLT?	V. Dubois-Ferrière
10.15	What if arthroscopic treatment fails? Can we redo it?	L. Drittenbass
10.30	*Coffee break and commercial exhibition in the lobby*	
	Moderator	*M. Assal*
11.00	Is there any place for an OATS?	L. Iselin
11.15	Iliac bone crest graft / vascularized bonegraft	B. Hintermann
11.30	Stem cell transplantation	A. Viehöfer
11.45	AMIC – A comfortable solution	L. Weigelt
12.00	What if AMIC fails?	F. Krause
12.15	Additive surgery to increase surgical success	S. Wirth
12.30-13.00	*SFAS General Assembly (only for SFAS members)*	

Universität Zürich UZH | swiss olympic MEDICAL CENTER

Balgrist
Universitätsklinik

SFAS
SWISS FOOT AND ANKLE SOCIETY
SCHWEIZERISCHE GESELLSCHAFT FÜR CHIRURGIE UND MEDIZIN DES FUSSES
SOCIÉTÉ SUISSE DE CHIRURGIE ET MÉDICINE DU PIED

12.30 - 13.30	*Lunch break and commercial exhibition in the lobby*	

CALCANEAL FRACTURES

	Moderator	*M. Weber*
13.30	Tarife in der Fusschirurgie heute und in der Zukunft	G. Maquieira & J. Brandenberg
14.00	Classification of calcaneal fractures	R. Ruiz
14.15	Nonoperative treatment of Calcaneal fractures	F. Krause
14.30	Extensile lateral approach for the treatment of intraarticular fractures	H.-C. Pape
14.45	Limited-open approach - My experience	M. Weber
15.00	Percutaneous techniques	A. Toepfer
15.15	*Coffee break and commercial exhibition in the lobby*	
	Moderator	*S. Wirth*
15.45	Potential complications – An overview - Interactive	M. Assal
16.00	Malunited calcaneal fractures – Solutions	B. Hintermann
16.15	Subtalar distraction arthrodesis – Indications and technique	X. Crevoisier
16.30	Final discussions	All
17.00	*End of the Symposium*	S. Wirth / N. Espinosa

Universität Zürich UZH | swiss olympic MEDICAL CENTER

medartis®
PRECISION IN FIXATION

Innovative Lösungen in der elektiven Fusschirurgie

APTUS® Hallux 2.8

Indikationsspezifische Implantate für TMT- und MTP-Arthrodesen

Anatomische Plattendesigns

TriLock[PLUS] – Kompression und winkelstabile Verblockung

APTUS® SpeedTip® CCS 5.0, 7.0

Kanülierte, selbstbohrende und selbstschneidende Kompressionsschrauben der nächsten Generation

www.medartis.com

Balgrist
Universitätsklinik

SFAS
SWISS FOOT AND ANKLE SOCIETY
SCHWEIZERISCHE GESELLSCHAFT FÜR CHIRURGIE UND MEDIZIN DES FUSSES
SOCIÉTÉ SUISSE DE CHIRURGIE ET MÉDICINE DU PIED

Program Workshop Saturday October 31st, 2020

Foot & Ankle anatomical approaches & surgeries
SFAS & IBRA Collaboration

Location
Balgrist Universtiy Hospital, Zürich, Seminar Room OK B61

Workshop tutors
- Norman Espinosa, FussInstitut Zürich
- Markus Knupp, Mein Fusszentrum Basel
- Fabian Krause, Inselspital Bern
- Victor Valderrabano, SWISS ORTHO CENTER, Basel
- Martin Wiewiorski, Kantonsspital Winterthur
- Stephan Wirth, Universitätsklinik Balgrist

from 08.00	*Registration*
08.30	Welcome Stephan Wirth, Norman Espinosa, Victor Valderrabano
08.35	MTP-1 Revisions-Arthrodesis
09.30	Lapidus arthrodesis dorso medial approach
10.30	DIPLE Arthrodesis single medial incision
12.00	*Lunch break*
12.30	ORIF Fibula, Syndesmosis fixation, Deltoid reconstruction
13.30	ORIF distal medial Tibia & medial Malleolus
14.30	*End of Workshop*

Universität Zürich[UZH]
swiss olympic MEDICAL CENTER

Medeco-ch

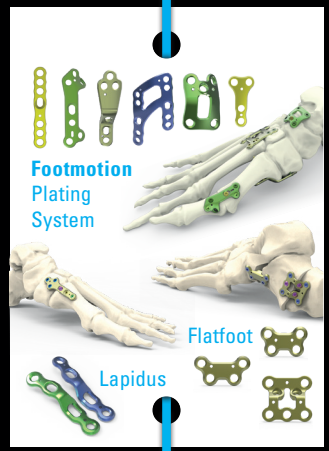

Medeco-ch Sàrl
Route de Trélex 8
1266 Duillier
Switzerland
Phone: +41 22 307 01 70
Fax: +41 362 11 85
info@medeco-ch.com
www.medeco-ch.com

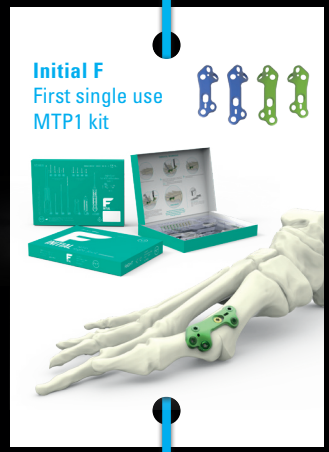

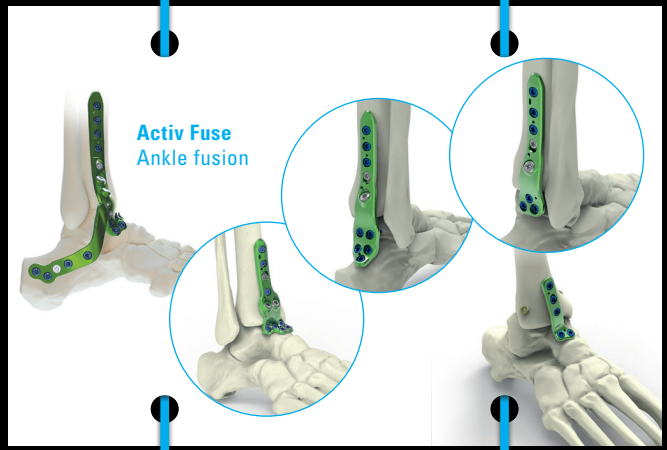

Balgrist
Universitätsklinik

SFAS
SWISS FOOT AND ANKLE SOCIETY
SCHWEIZERISCHE GESELLSCHAFT FÜR CHIRURGIE UND MEDIZIN DES FUSSES
SOCIÉTÉ SUISSE DE CHIRURGIE ET MÉDICINE DU PIED

Sponsors & Partners

Symposium Partner

IBRA International Bone Research Association

Gold Sponsor

medartis®

Silver Sponsors

Exactech® Surgeon focused. Patient driven.™

Medeco-ch

WRIGHT FOCUSED EXCELLENCE

Further Partners

Arthrex®

BE medical

BONESUPPORT™

INTEGRA LIMIT UNCERTAINTY

Johnson & Johnson MEDICAL DEVICES COMPANIES

Laubscher

OPED

orthopartner ag Ärzte- und Spitalbedarf

ORTHO-TEAM® HEALTHTEC.CH

StöckliMedical Persönlich. Kompetent. Innovativ.

stryker®

swissbiomechanics

Universität Zürich UZH

swiss olympic MEDICAL CENTER

All the Right **CURVES**

Backed by data and designed with patients' mobility in mind, the Vantage® Total Ankle Mobile Bearing System was engineered to be both anatomic and bone preserving.[1] With its lateral curvature on the tibia and dual radius of curvature on the talus, the Vantage Ankle is designed to create stability in all the right places.[1]

Visit the Exactech booth to learn more.

VANTAGE® TOTAL ANKLE

Exactech® *Surgeon focused.Patient driven.™*

HIP | KNEE | EXTREMITIES | CAS | BIOLOGICS | CEMENT | SPACERS

1. Data on File at Exactech, Inc. ©2020 Exactech, Inc. 0220

Balgrist Universitätsklinik

SFAS
SWISS FOOT AND ANKLE SOCIETY
SCHWEIZERISCHE GESELLSCHAFT FÜR CHIRURGIE UND MEDIZIN DES FUSSES
SOCIETÉ SUISSE DE CHIRURGIE ET MÉDICINE DU PIED

International Bone Research Association

IBRA International Bone Research Association

IBRA is a financially independent, internationally oriented non-profit organization, for specialized clinicians and research scientists. IBRA's core activity is the future-oriented advancement of bone-tissue research and management focusing particularly on:

- Bone biology, including osteointegration, bone generation and soft tissue reaction
- Maxillofacial and orthopaedic rehabilitation
- Materials research including hardware development
- Biomechanics
- Tissue engineering
- Surgical procedures & clinical management

IBRA encourages the development of innovative solutions in a friendly, loyal atmosphere. Future-oriented open-mindedness and international acceptance form the basis for first-rate assistance in realizing modern research projects and promoting individual careers. As an international forum reaching across geographic and cultural borders, IBRA offers an up-todate network for the exchange of experience and knowledge in applied bone and tissue research.

History
IBRA was founded in Zurich, Switzerland on September 25, 2004 at the initiative of eighteen forward-looking clinicians. Its primary aims are the exchange of professional knowledge, promotion of new scientific developments, engineering of the musculoskeletal system, coordinated multi-centre research and highly specialized advanced training.

Research Support
IBRA offers financial support for research projects dealing with bone biology and the improvement or development of internal fixation devices for maxillofacial and limbs surgery. With the emphasis on innovation and suitability for practical application, 95% of the research budget goes towards applied research and clinical studies and 5% towards basic research.

Education
IBRA's education area offers clinicians special courses on the application of specific methods of treatment. IBRA's particular concern is to train tomorrow's highly qualified research scientists. IBRA enhances its members' qualifications through a scholarship program.

IBRA I International Bone Research Association I Hochbergerstrasse 60E I 4057 Basel/Switzerland
Phone +41 61 319 05 05 I Fax +41 61 319 05 19 I info@ibra.net I www.ibra.net

Universität Zürich UZH

swiss olympic MEDICAL CENTER

Balgrist
Universitätsklinik

SFAS
SWISS FOOT AND ANKLE SOCIETY
SCHWEIZERISCHE GESELLSCHAFT FÜR CHIRURGIE UND MEDIZIN DES FUSSES
SOCIETÉ SUISSE DE CHIRURGIE ET MÉDICINE DU PIED

Information

Organisation
Chairman: KD Dr. med. Stephan Wirth, Universitätsklinik Balgrist Zürich
Co-Chairman: PD Dr. med. Norman Espinosa, Fussinstitut Zürich

Location
Universitätsklinik Balgrist
Auditorium Christian Gerber
Forchstrasse 340
8008 Zürich

CME Credits (to be confirmed)
Swiss Orthopaedics (SGOT): 8 credit points

Course Fee
SFAS Symposium October 30th, 2020
- SFAS-Member CHF 100
- SFAS- Non Member CHF 150
- Resident / Physiotherapist CHF 80

SFAS / IBRA Workshop October 31st, 2020
- Free of charge (limited number of participants, first come-first served)

Registration / Information
Online registration www.sfas.ch
Lea Chiozza, Sekretariat SFAS
Email office@sfas.ch
Phone +41 79 175 71 88

Universität Zürich UZH
swiss olympic MEDICAL CENTER